



A hat! A hat! As easy as that!

1. Color your hat and carefully cut it out.


2. Make a headband by cutting a long strip of paper 2 inches wide.



3. Glue the headband to your hat.



4. Now glue the ends of the headband together so it fits snugly. Have fun!



Join us!
Dr. Seuss Storytime
Reading of *The Lorax*

At all Target® stores
February, 25 | 9 to 11am

Target is on track to reach a total of \$1 billion in giving to education, with a focus on reading, by the end of 2015. Learn more: Target.com/ReadAcrossAmerica



Colors, snips, a little glue!

A Lorax puppet, made by you!

1. Color your Lorax puppet and carefully cut it out.

2. Glue your puppet to a popsicle stick.



3. Have fun putting on your own puppet show!



Join us!
Dr. Seuss Storytime
Reading of *The Lorax*

At all Target® stores
February, 25 | 9 to 11am

Target is on track to reach a total of \$1 billion in giving to education, with a focus on reading, by the end of 2015. Learn more: Target.com/ReadAcrossAmerica

